

ENDING HUNGER IN OKLAHOMA

HH | HUNGER ★ FREE
OKLAHOMA

BREAKING

HUNGRIEST STATES IN THE COUNTRY. HUNGER IMPACTS NUTRITION, HEALTH. OKLAHOMA LEAVING AT LEAST \$400 MILLION ON THE TABLE.

Oklahoma Among Hungriest States in the Country

15.2%

OKLAHOMA

652,000 food insecure Oklahomans

14.5%

KANSAS

422,385 food insecure individuals

14.2%

MISSOURI

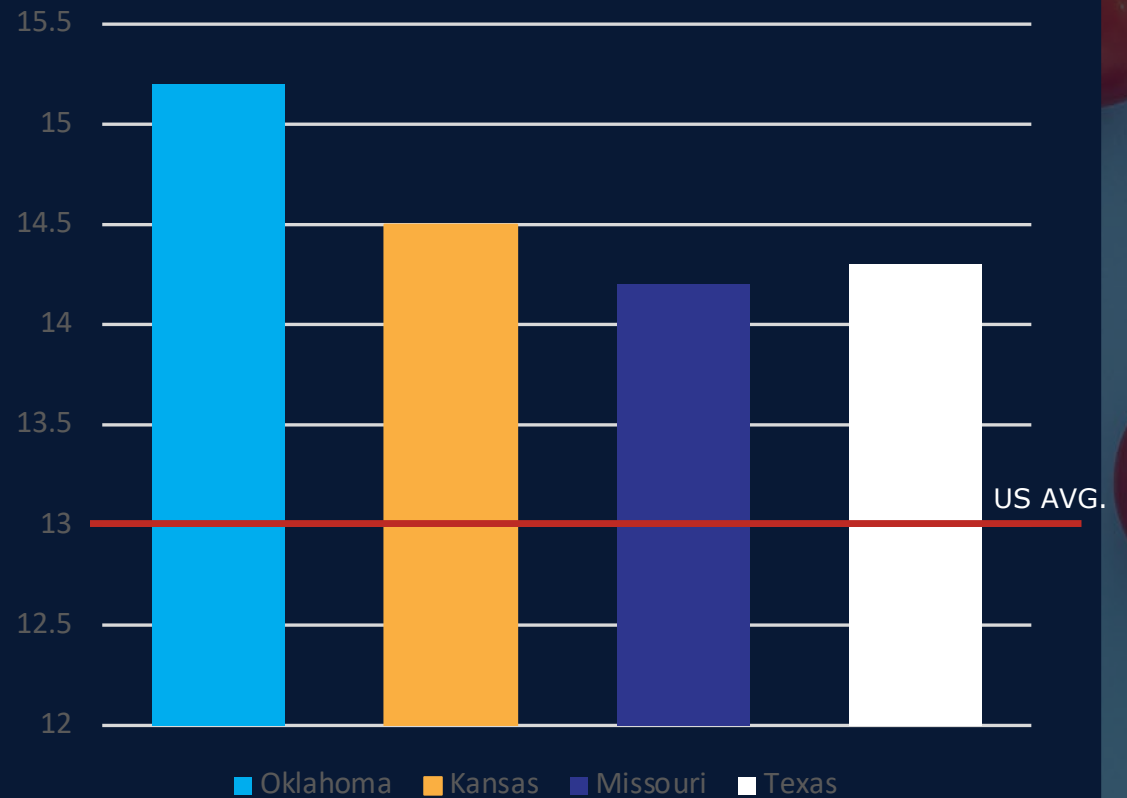
865,000 food insecure individuals

14.3%

TEXAS

4,000,000 food insecure individuals

Average Food Insecurity Rate 2014-16





58%

Of Oklahoma kids do not eat a daily vegetable.



49th

Lowest F&V consumption in the US



48th

Highest rate of obesity in the country



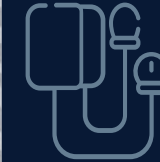
43rd

Highest rate of cardiovascular disease in the US



41st

Highest rate of diabetes in the US



Top 10

Worst for high blood pressure and cholesterol

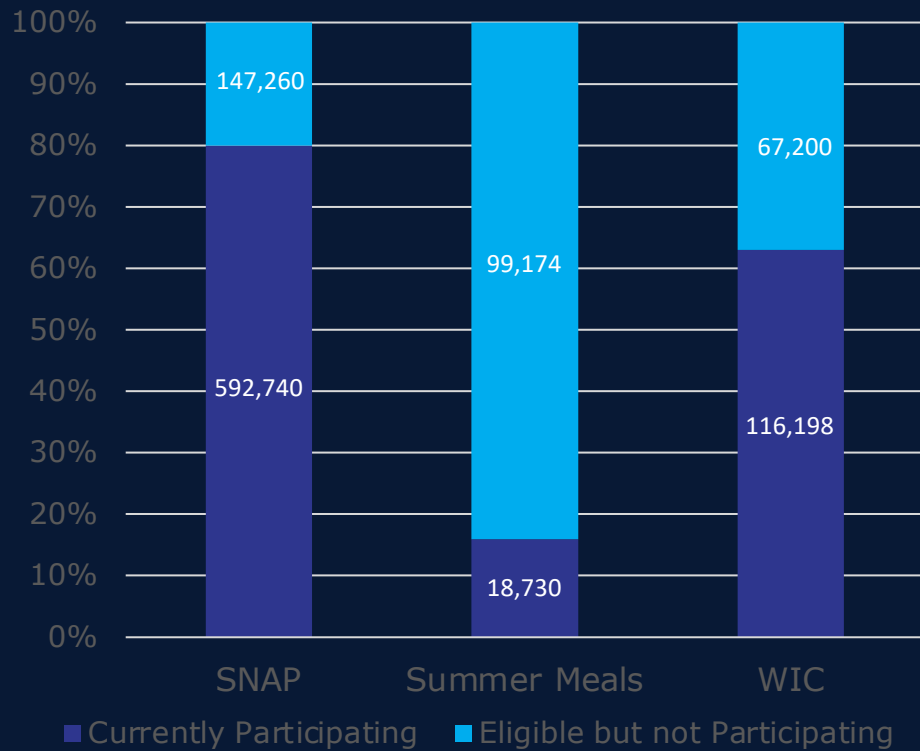
● **UPDATE**

“ **HUNGER IMPACTS NUTRITION, HEALTH** ”

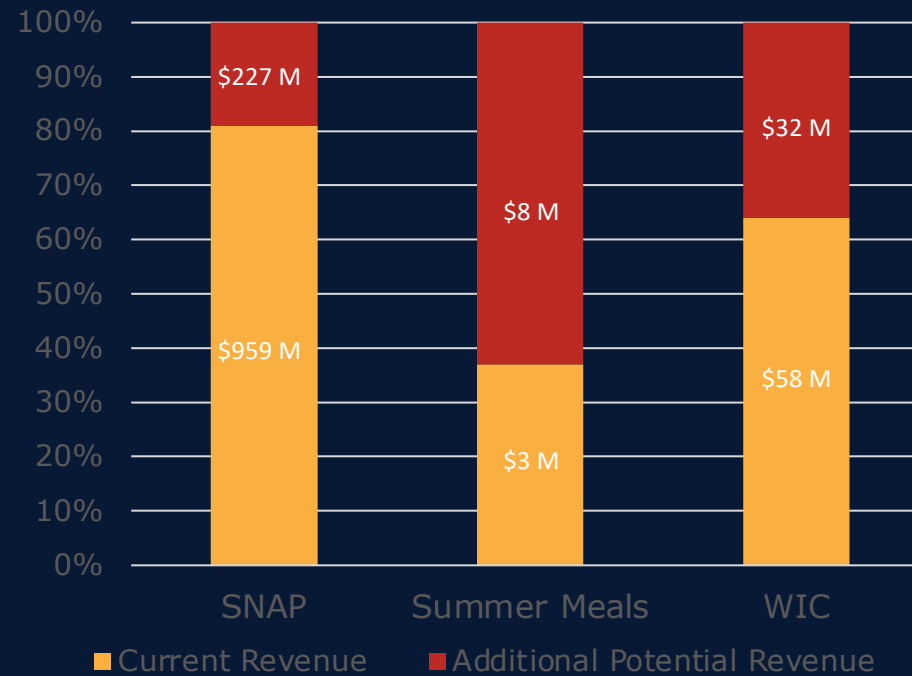
Food Insecurity in Oklahoma plays a role in children's low fruit and vegetable intake, new study shows.

Oklahoma Leaving at least \$400 million on the Table to Combat Hunger

2016 Participating and Eligible Non-Participating



2016 Revenue (\$) and Additional Revenue (\$) with full participation



//

**A FRESH
APPROACH
TO FIGHTING
HUNGER IN
OKLAHOMA**

*Leveraging the power of **collaboration** to solve hunger in Oklahoma by improving **systems**, **policies**, and **practices**.*

//

**A FRESH
APPROACH
TO FIGHTING
HUNGER IN
OKLAHOMA**

collaboration

systems
policies *practices*

//

**A FRESH
APPROACH
TO FIGHTING
HUNGER IN
OKLAHOMA**

*Ending hunger requires
changing **systems,**
collaboration, policy, and
practice.*

Keeping hungry kids in hunger is bad for Oklahoma

PROBLEM		SYSTEM	COLLABORATION	POLICY	PRACTICE
CHILD NUTRITION SECURITY	BARRIER	Summer Meals are not accessible to most OK kids	No place for partners and admin. to dialogue	Legislation does not address the reality of rural OK	Most OK counties have less than 1 site per 1000 students
	OPPORTUNITY	How else can kids get summer meals?	Oklahoma Childhood Food Security Coalition	Non-congregate feeding SEBT	Aggressive outreach campaign and strategy

Food Deserts Contribute to the Obesity Crisis in OK

PROBLEM	SYSTEM	COLLABORATION	POLICY	PRACTICE
Access to Nutritious Food	SNAP	Tulsa Food Equity Council	Healthy Food Financing Incentive	↑ SNAP participants
		Tulsa Community Partner Program	State SNAP Outreach Plan	↑ access to nutritious foods
	Food Affordability	LOCAL OK Hunger Free Perry	State funding for nutrition Incentives	Implement Double Up Oklahoma




SNAP

85% of eligible individuals participate in SNAP, up from 80% in 2017



Investment

Oklahoma becomes one of the first states in the US to invest in Nutrition Incentives



F&V Consumption

DUO participants eat more fruits and vegetables daily than average Oklahoman



Summer Meals

Oklahoma moves up four spots in summer meals participation, from 51st

● UPDATE

“ Coordination, partnerships stem hunger

“...and it's about more than just food, it's about improving overall health for our families.”

Q28 - Given this information, would you support or oppose funding that provided additional incentives for SNAP users to purchase fruits and vegetables?

■ Don't know ■ Strongly oppose ■ Somewhat oppose ■ Neither support or oppose ■ Somewhat support ■ Strongly support

W2



W1



“ Lessons Learned in Seven Years of Systems Change in Oklahoma

- Systems change is not one dimensional or linear
- Collaboration carries the work
- Percentage points and growth over time only tell part of the story
- Food and nutrition policy can transcend traditional/ stereotypical norms